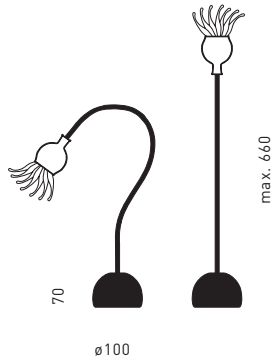


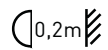
## DIMENSIONS



## WEIGHT

► 1.5 kg / 3.3 lbs

## TECHNICAL SPECIFICATIONS




Line voltage	230 V
Secondary voltage	12V with toroidal transformer
Output	35 W
Illuminant	halogen lamp 35 W/12V, G4
Protective system	protection class II

serien  
.lighting

serien Raumluchten GmbH Hainhäuser Str. 3-7 D-63110 Rodgau

# POPPY


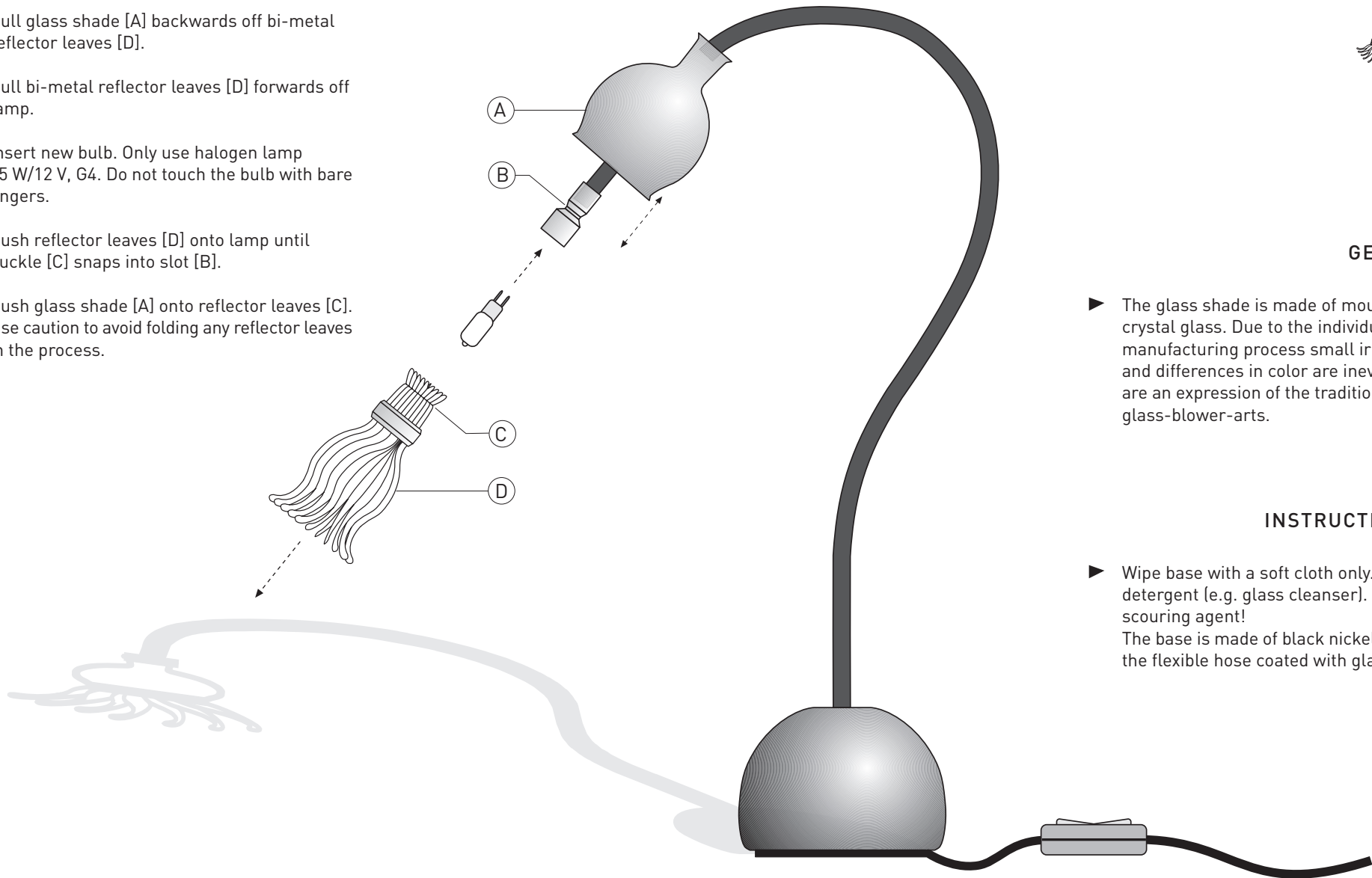


Design Beckert, Soanca-Pollak, Thammer

## REPLACING THE BULB

### Unplug lamp!

- 1 ► Pull glass shade [A] backwards off bi-metal reflector leaves [D].
- 2 ► Pull bi-metal reflector leaves [D] forwards off lamp.
- 3 ► Insert new bulb. Only use halogen lamp 35 W/12 V, G4. Do not touch the bulb with bare fingers.
- 4 ► Push reflector leaves [D] onto lamp until buckle [C] snaps into slot [B].
- 5 ► Push glass shade [A] onto reflector leaves [C]. Use caution to avoid folding any reflector leaves in the process.



### GENERAL NOTICE

- The glass shade is made of mouth-blown crystal glass. Due to the individual manufacturing process small irregularities and differences in color are inevitable. They are an expression of the traditional handicraft glass-blower-arts.

### INSTRUCTIONS FOR CARE

- Wipe base with a soft cloth only. Use mild detergent (e.g. glass cleanser). Do not use scouring agent!  
The base is made of black nickel-plated steel, the flexible hose coated with glassfibre.

serien Poppy