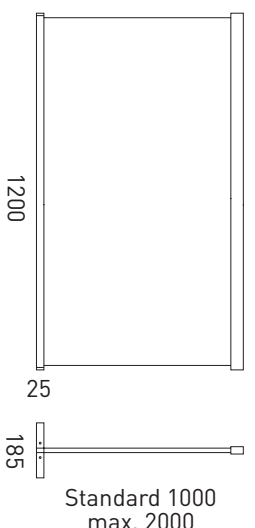


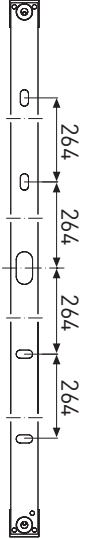






# SML T5 SUSPENSION

<b>SML T5 Suspension</b>	
mm	 <p>1200 25 185 Standard 1000 max. 2000</p>
kg	3,9
	2 x 54 W/G5
	 <p>264 264 264 264 1056</p>
  	

**serien**  
.lighting

serien Raumleuchten GmbH Hainhäuser Str. 3-7 D-63110 Rodgau



Design Jean-Marc da Costa

- (D) Vor Montage der Leuchte Sicherung ausschalten!
- (GB) Disconnect fuse prior to installation!
- (F) Pour la pose de luminaire, couper le courant!
- (I) Assicurarsi che la lampada si spenta prima del montaggio!

